Ebrary

Ebrary is a collection of over 70,000 ebooks in the fields of: Business & Economics, Computers & IT, Education, Engineering & Technology, History & Political Science, Humanities, Area Studies, Language, Literature & Linguistics, Law, International Relations & Public Policy, Life Sciences, Medical, Nursing & Allied Health, Physical Sciences, Psychology & Social Work, Religion, Philosophy & Classics, Sociology & Anthropology.

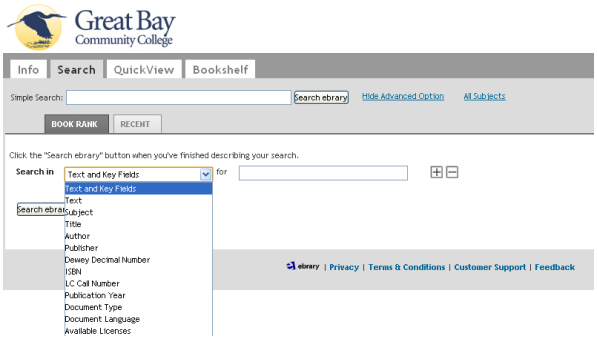

1. Go to **http://site.ebrary.com/lib/greatbay**.

2. **Search** using simple or advanced, by keyword, full-text, publisher, author, and more. View results ranked by book or chapter.

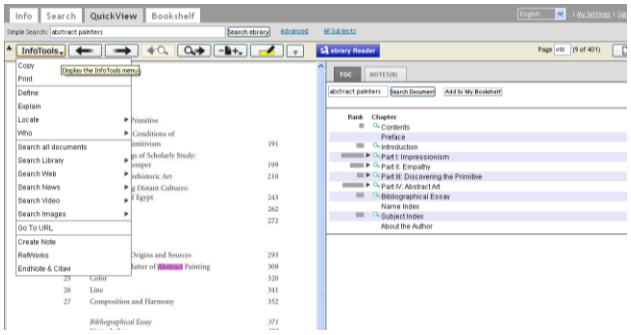

3. Click on the title name or jacket to open a book. From here, you may view the table of contents, search the book using **Search Document**, and flip through pages or search terms.

4. Highlight text and click **InfoTools** to define, explain, create a note, or search for text online.

5. To **create a bookshelf** and **download**, you must sign in. Just click on **Sign In** at the top right-hand corner of the screen, and use your college **email username** and **password**.

6. To **generate a citation**, install ebrary's plugin by **clicking on the ebrary Reader button.** Then, select **InfoTools**, **Preferences**, then **Citation Style (Select)** to view different styles.

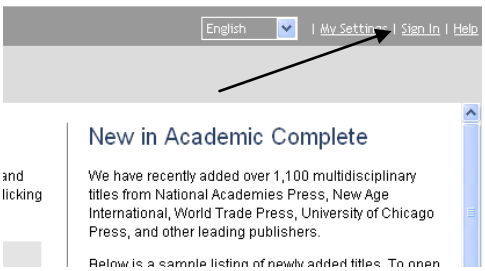

7. You have several options to **Download** a book.

   a. You may save a PDF of a **chapter or page range**. This works on most devices, including the Amazon Kindle, and you may keep the file.

   b. Most books will allow you to download the **entire book**. This is accessible on most devices, but *not* a Kindle. You will be asked to download **Adobe Digital Editions**. Then, you may read the book on your computer, or load it onto an eReader or iPhone, iPod, or iPad using a free app called Bluefire.

   * More detailed instructions are available in the Library.